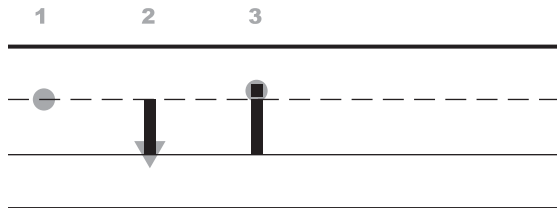


Use the following verbalization to direct students in proper letter formation.

### Letter Formation for i

**i is a plane line letter.**

**It starts on the (plane line).**

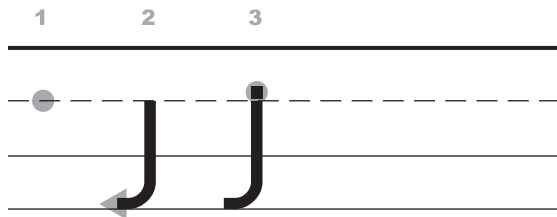


1. **Point to the plane line.**
2. **Go down to the grass line.**
3. **Add a dot.**

### Letter Formation for j

**j is a plane line letter.**

**It starts on the (plane line).**

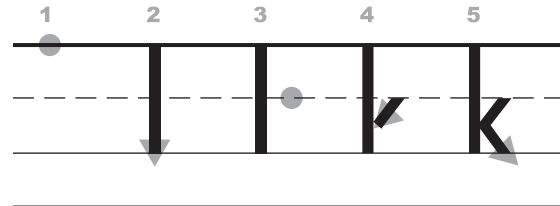


1. **Point to the plane line.**
2. **Go all the way down to the worm line, and make a curve.**
3. **Add a dot.**

### Letter Formation for k

**k is a sky line letter.**

**It starts on the (sky line).**

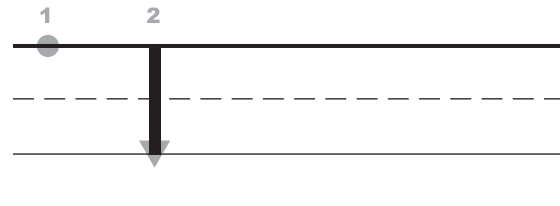


1. **Point to the sky line.**
2. **Go all the way down to the grass line.**
3. **Point to the plane line and leave a space.**
4. **Slide over and touch your tall line,**
5. **and slide back to the grass line.**

### Letter Formation for l

**l is a sky line letter.**

**It starts on the (sky line).**



1. **Point to the sky line.**
2. **Go down to the grass line and stop.**